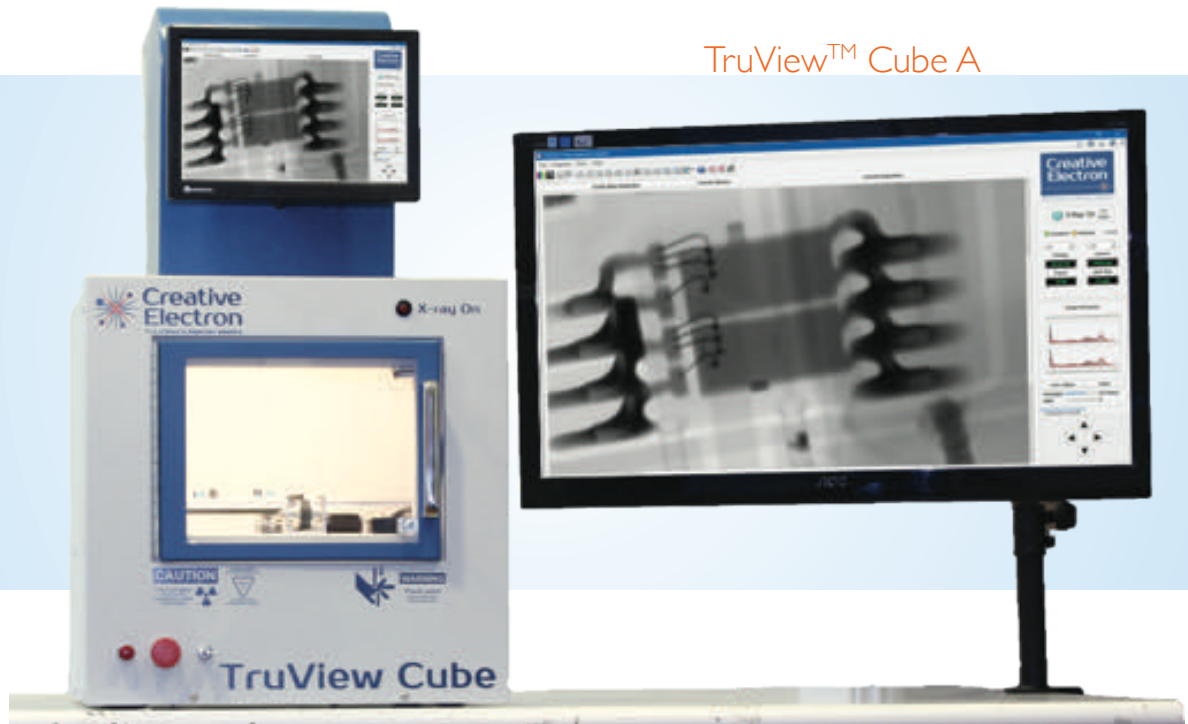


TruView™ Cube X-Ray System

Proudly designed and made in USA



TruView™ Cube A

The all new TruView™ Cube-A X-Ray Inspection System is a fully motorized radiography system developed to meet the stringent requirements of electronics assembly and component inspection. Ideal for applications where space is premium, the TruView™ Cube X-Ray sits comfortably on your laboratory bench. The TruView™ Cube-S was designed for NDT applications and semiconductor parts counting. A large flat panel is installed right underneath the system's platform for superb image quality.


ONE PLATFORM | TWO POWERFUL CONFIGURATIONS

Contact us today for a free evaluation of your samples



TruView™ Cube S

TruView™ Cube - Sample Images



TECHNICAL SPECIFICATIONS:

X-ray Source: 80kV

Spot Size: Microfocus

System Resolution: Final image resolution depends on sample

X-ray Sensor: 3" x 4" or 5" x 6" (S) 14-bit flat panel
4" / 2" (A) Image Intensifier

Sample Manipulation: Motorized X, Y motion.

Sample rotation available as option. (A, S)

System Dimensions: 16" x 16" x 28" (A, S)


Max. Visible Area: 6" x 6" (A, S)

Included Software: TruView 6 Software. Please check TruView App Store for available applications.

Included Computer: PC with Windows OS, fully networkable

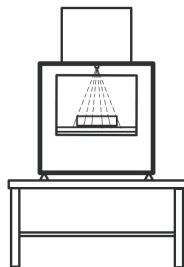
Safety: FDA compliant and CE certified. Cabinet fully shielded with multiple interlocks, keyed start switch, and emergency stop switch. Certified to operate worldwide

CONFIGURATIONS:



TruView™ Cube A

Load and unload your samples using the front door in the system. Fully motorized motion system.



TruView™ Cube S

Source on the top of the system and a large flat panel detector on the bottom, allowing your samples to lay right on top of the sensor. Ideal for NDT applications and parts counting.